



**Round 3**  
**April 16 & 17**



**SUPERSPORT**  
**Qualifying 1**

Date: 16/04/16  
 Event: Q03  
 Weather: Fine & high cloud - 25.5C  
 Track: Dry - Temp: 35.9C

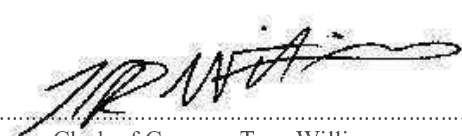
Started at: 11:26:08  
 Laps: 20 Min  
 Starters: 27  
 Printed at: 11:54

**PROVISIONAL CLASSIFICATION**

Pos	No	Gr	Name	Machine	Fastest Lap	On Lap	Behind Prev	Behind Leader	Top Speed
1	81	B	Cambridge OLIVIER (NSW) / Road & Circuit / YRD	Yamaha YZF-R6	1:34.176	4 of 6			259
2	65	A	Troy GUENTHER (QLD) / RST / Graffiti Alley Racing / YRT / Link / Race Art Aust. / Motosure	Yamaha YZF-R6	1:34.196	2 of 9	.020	.020	264
3	50	A	Callum SPRIGGS (QLD)	Kawasaki ZX6R	1:34.405	3 of 9	.209	.229	263
4	68	A	Mitch LEVY (NSW) / ATR-All Types of Rubbish / Landbridge Transport / YRD / Diacore	Yamaha YZF-R6	1:34.691	3 of 7	.286	.515	261
5	36	B	Sam CLARKE (WA) / Banham WA Racing	Kawasaki ZX6R	1:34.713	9 of 9	.022	.537	261
6	82	A	Chris QUINN (NSW) / Coopers Pale Ale Yamaha / HXR / YRD / IPONE / Dunlop / Shark	Yamaha YZF-R6	1:34.895	8 of 9	.182	.719	264
7	47	A	Giuseppe SCARCELLA (NSW) / Held Australia / X-lite / MDF Racing / K&N / Balmain M-cycles	Honda CBR RR	1:34.928	4 of 9	.033	.752	266
8	84	B	Thomas BRYDEN (NSW) / Road & Circuit / YRD / RK Chains / Landbridge Transport / Motul	Yamaha YZF-R6	1:34.944	4 of 8	.016	.768	264
9	25	B	Ben BLYTH (VIC) / Bulleen Health & Fitness / Snap-On / Race Center	Yamaha YZF-R6	1:35.042	4 of 10	.098	.866	262
10	96	B	Luke MITCHELL (NSW) / JNL Racing Yamaha / Maxima Racing Oils / YRD / Bodyrock Health	Yamaha YZF-R6	1:35.136	4 of 4	.094	.960	259
11	12	D	Mark CHIODO (VIC) / Repsol Triumph Team / Alpinestars / Dunlop / Bell Helmets / GAS Racing	Triumph Daytona	1:35.241	1 of 7	.105	1.065	267
12	77		Robbie MENZIES (QLD)	Kawasaki ZX6R	1:35.278	3 of 10	.037	1.102	263
13	30	B	Kane BURNS (NSW) / GJ Gardner / Allied Elec. Timber Products / Moto National / J Wright	Suzuki GSX-R	1:35.340	1 of 8	.062	1.164	268
14	52	A	Michael KNIGHT (NSW) / Able Door / YRD / GASD	Yamaha YZF-R6	1:35.714	4 of 10	.374	1.538	264
15	66	C	Hayden SPINKS (NSW) / Complete HR Solutions / My Home Company	Kawasaki ZX6R	1:36.036	9 of 9	.322	1.860	261
16	92	B	Ted COLLINS (VIC) / Next Gen Motorsport / GB Racing / Alpine Performance / Wolich Racing	Suzuki GSX-R	1:36.114	6 of 10	.078	1.938	258



Chief Time Keeper - Scott Laing



Clerk of Course - Tom Williams



Computime Race Timing Systems Pty Ltd © 1996  
 Licensed to Computime Race Timing Systems  
[www.computime.com.au](http://www.computime.com.au)

**COMPUTIME RACE TIMING SYSTEMS PTY LTD**  
 9 Timber Lane, Glen Waverley, Vic 3150. Ph : 0418 17 13 17  
 E-mail : [scott@computime.com.au](mailto:scott@computime.com.au)



**2016****AUSTRALIAN SUPERBIKE CHAMPIONSHIP**

PRESENTED BY

**Sydney Motorsports Park****Round 3  
April 16 & 17****SUPERSPORT  
Qualifying 1**

Date: 16/04/16  
 Event: Q03  
 Weather: Fine & high cloud - 25.5C  
 Track: Dry - Temp: 35.9C

Started at: 11:26:08  
 Laps: 20 Min  
 Starters: 27  
 Printed at: 11:54

**PROVISIONAL CLASSIFICATION**

Pos	No	Gr	Name	Machine	Fastest Lap	On Lap	Behind Prev	Behind Leader	Top Speed
17	27	B	Nic LIMINTON (SA) / Race Centre / YRD / Arai / Ricondi / SPF	Yamaha YZF-R6	1:36.866	5 of 9	.752	2.690	263
18	26	B	Matt PRICE (WA) / Joondalup Carpet Court / Kaneg WA / Leading Edge M-cycle Sport	Honda CBR RR	1:37.396	3 of 10	.530	3.220	261
19	58	A	Anthony QUINN (NSW) / Coopers Pale Ale Yamaha / HXR / YRD / IPONE / Dunlop / Shark	Yamaha YZF-R6	1:37.705	9 of 9	.309	3.529	256
20	29	C	Patrick LI (NSW) / MotoGO / RS Taichi Australia	Kawasaki ZX6R	1:37.944	6 of 9	.239	3.768	257
21	74	B	Cam RUSSELL (VIC) / Race Center / YRD / Maxima / Bikemart	Yamaha YZF-R6	1:37.947	2 of 9	.003	3.771	260
22	322	B	Simon REES (NSW) / Castle Hill M-cycles	Kawasaki ZX6R	1:38.239	3 of 8	.292	4.063	258
23	13	C	Ben WHITE (VIC) / Race Center / Ben White Racing	Yamaha YZF-R6	1:38.816	6 of 11	.577	4.640	260
24	14	B	Shane MAGGS (VIC) / Stilcon Scaffolding & Temporary Fencing / Platinum M-cycles	Suzuki GSX-R	1:38.902	2 of 9	.086	4.726	258
25	88	C	Harrison COX (QLD) / YRD / Harrison Cox Racing	Yamaha YZF-R6	1:39.498	1 of 3	.596	5.322	258
26	28	D	Bernie RUSSELL (NSW) / Roy Parry Repair & Maintenance Darwin	Yamaha YZF-R6	1:40.697	8 of 11	1.199	6.521	246
27	15	C	Rylee SIMONS (VIC) / Peter Stevens M-cycles S-sport Team / M-cycle Service Centre	Triumph Daytona	1:43.049	7 of 9	2.352	8.873	231

Current best lap for SS class - 1:32.009 by Jamie STAUFFER (NSW) on a Yamaha YZF-R6 set on 15/03/08

\*\*\* Indicative qualifying time - 1:48.302 \*\*\*

The results are provisional until the end of the time limit for protests and appeals.

Chief Time Keeper - Scott Laing

Clerk of Course - Tom Williams



Computime Race Timing Systems Pty Ltd © 1996


Licensed to Computime Race Timing Systems

[www.computime.com.au](http://www.computime.com.au)

**COMPUTIME RACE TIMING SYSTEMS PTY LTD**

9 Timber Lane, Glen Waverley, Vic 3150. Ph : 0418 17 13 17

E-mail : [scott@computime.com.au](mailto:scott@computime.com.au)



2016



AUSTRALIAN SUPERBIKE CHAMPIONSHIP

PRESENTED BY

Sydney Motorsports Park



Round 3  
April 16 & 17



SUPERSPORT  
Qualifying 1

Date: 16/04/16  
Event: Q03  
Weather: Fine & high cloud - 25.5C  
Track: Dry - Temp: 35.9C

Started at: 11:26:08  
Laps: 20 Min  
Starters: 27  
Printed at: 11:54

## PROVISIONAL LAP TIMES

No	Name	Lap 1	Lap 2	Lap 3	Lap 4	Lap 5	Lap 6	Lap 7	Lap 8	Lap 9	Lap 10	Lap 11
12	Mark CHIODO (VIC)	<u>1:35.241</u>	1:55.849	4:20.135	1:36.149	1:35.350	1:35.726	1:46.893				
13	Ben WHITE (VIC)	1:39.665	1:39.618	1:47.085	1:43.280	1:39.146	<u>1:38.816</u>	1:52.043	1:39.846	1:39.794	1:38.865	1:40.227
14	Shane MAGGS (VIC)	1:39.739	<u>1:38.902</u>	1:39.062	1:42.200	1:39.992	1:39.558	1:39.082	1:39.371	2:28.189		
15	Rylee SIMONS (VIC)	1:44.759	1:46.486	1:45.086	1:54.484	3:02.387	3:40.807	<u>1:43.049</u>	1:43.095	1:43.111		
25	Ben BLYTH (VIC)	1:35.291	1:35.653	1:35.268	<u>1:35.042</u>	1:52.558	3:28.512	1:36.233	1:37.241	1:35.786	1:36.435	
26	Matt PRICE (WA)	1:38.448	1:37.861	<u>1:37.396</u>	1:59.094	2:32.577	1:37.813	1:38.297	1:38.396	1:38.266	2:02.507	
27	Nic LIMINTON (SA)	1:38.208	1:37.087	1:40.081	1:37.257	<u>1:36.866</u>	1:56.386	4:22.794	1:37.140	1:39.314		
28	Bernie RUSSELL (NSW)	1:41.202	1:41.183	1:44.179	1:41.311	1:41.764	1:41.200	1:47.423	<u>1:40.697</u>	1:41.147	1:41.416	1:44.583
29	Patrick LI (NSW)	1:39.574	1:39.102	1:37.957	1:38.294	1:39.140	<u>1:37.944</u>	1:38.128	3:55.027	4:07.513		
30	Kane BURNS (NSW)	<u>1:35.340</u>	1:36.408	1:48.095	6:28.761	1:38.357	1:37.467	1:53.589	3:09.442			
36	Sam CLARKE (WA)	1:35.537	1:41.794	1:56.612	3:10.651	1:36.449	1:46.695	1:46.707	1:52.900	<u>1:34.713</u>		
47	Giuseppe SCARCELLA (NSW)	1:36.146	1:36.493	1:35.777	<u>1:34.928</u>	1:35.422	1:56.439	4:12.586	1:35.655	1:35.232		
50	Callum SPRIGGS (QLD)	1:34.931	1:34.406	<u>1:34.405</u>	1:56.430	3:35.600	1:35.191	1:34.952	1:50.962	5:43.988		
52	Michael KNIGHT (NSW)	1:36.885	1:36.153	1:36.115	<u>1:35.714</u>	1:37.870	2:02.920	2:23.118	1:39.570	2:01.783	1:57.357	
58	Anthony QUINN (NSW)	1:41.406	1:38.082	1:38.049	1:38.225	2:09.902	4:20.895	1:39.804	1:38.316	<u>1:37.705</u>		
65	Troy GUENTHER (QLD)	1:34.726	<u>1:34.196</u>	1:34.345	1:42.551	1:34.753	1:51.992	2:51.405	1:36.105	1:42.189		
66	Hayden SPINKS (NSW)	1:37.099	1:37.352	1:37.346	1:36.990	1:36.961	1:37.247	1:59.009	2:29.321	<u>1:36.036</u>		
68	Mitch LEVY (NSW)	1:35.106	1:35.165	<u>1:34.691</u>	1:47.170	2:16.772	1:35.221	1:47.911				
74	Cam RUSSELL (VIC)	1:38.194	<u>1:37.947</u>	2:03.556	3:13.249	1:40.449	2:03.334	4:12.457	1:39.216	1:39.016		
77	Robbie MENZIES (QLD)	1:35.517	1:35.780	<u>1:35.278</u>	1:35.654	1:35.481	1:49.827	3:06.958	1:35.440	1:35.377	1:38.701	
81	Cambridge OLIVIER (NSW)	1:35.278	1:35.677	1:34.679	<u>1:34.176</u>	1:34.771	2:01.781					
82	Chris QUINN (NSW)	1:39.202	1:35.525	1:34.992	2:00.597	2:35.954	1:35.560	1:43.765	<u>1:34.895</u>	2:05.264		
84	Thomas BRYDEN (NSW)	1:36.724	1:44.337	2:00.939	<u>1:34.944</u>	1:49.369	4:38.896	1:35.108	1:51.793			
88	Harrison COX (QLD)	<u>1:39.498</u>	1:53.809	1:39.769								
92	Ted COLLINS (VIC)	1:36.820	1:38.348	1:56.329	2:40.651	1:36.428	<u>1:36.114</u>	1:42.929	1:36.735	1:56.000	1:36.721	
96	Luke MITCHELL (NSW)	10:05.880	1:35.462	1:35.203	<u>1:35.136</u>							
322	Simon REES (NSW)	1:39.529	1:39.140	<u>1:38.239</u>	1:39.126	1:38.489	1:39.774	1:38.511	2:04.176			

\*\*\* Indicative qualifying time - 1:48.302 \*\*\*

The results are provisional until the end of the time limit for protests and appeals.

Chief Time Keeper - Scott Laing

Clerk of Course - Tom Williams



Computime Race Timing Systems Pty Ltd © 1996

Licensed to Computime Race Timing Systems

www.computime.com.au

COMPUTIME RACE TIMING SYSTEMS PTY LTD

9 Timber Lane, Glen Waverley, Vic 3150. Ph : 0418 17 13 17

E-mail : scott@computime.com.au



2016



## AUSTRALIAN SUPERBIKE CHAMPIONSHIP

PRESENTED BY

Sydney Motorsports Park



Round 3  
April 16 & 17



SUPERSPORT  
Qualifying 1

Date: 16/04/16  
Event: Q03  
Weather: Fine & high cloud - 25.5C  
Track: Dry - Temp: 35.9C

Started at: 11:26:08  
Laps: 20 Min  
Starters: 27  
Printed at: 11:54

## PROVISIONAL SPLIT TIMES

Lap	Split 1	Split 2	Split 3	Lap Time	Spd	Lap	Split 1	Split 2	Split 3	Lap Time	Spd
<b>12 Mark CHIODO (VIC) (11th)</b>						4	31.891	44.782	28.413	1:45.086	228
1	1:10.139	42.258	26.185	2:18.582		5	32.096	46.079	36.309	1:54.484 P	231
2	29.129	<b>40.303</b>	<b>25.809</b>	<b>1:35.241</b>	267	6	1:25.426	51.344	45.617	3:02.387 P	
3	<b>28.948</b>	40.370	46.531	1:55.849 P	267	7	2:27.038	44.701	29.068	3:40.807	
4	3:11.733	42.128	26.274	4:20.135		8	31.764	43.327	<b>27.958</b>	<b>1:43.049</b>	220
5	29.189	40.631	26.329	1:36.149	264	9	<b>31.320</b>	43.215	28.560	1:43.095	225
6	29.116	40.389	25.845	1:35.350	261	10	31.968	<b>43.150</b>	27.993	1:43.111	224
7	29.097	40.379	26.250	1:35.726	264	<b>25 Ben BLYTH (VIC) (9th)</b>					
8	29.127	40.565	37.201	1:46.893 P	265	1	1:17.868	41.507	26.372	2:25.747	
<b>13 Ben WHITE (VIC) (23th)</b>						2	29.148	40.353	<b>25.790</b>	1:35.291	260
1	1:12.917	43.222	26.994	2:23.133		3	29.139	40.532	25.982	1:35.653	260
2	30.719	42.376	26.570	1:39.665	257	4	<b>29.079</b>	40.189	26.000	1:35.268	261
3	30.443	42.450	26.725	1:39.618	260	5	29.106	<b>40.141</b>	25.795	<b>1:35.042</b>	262
4	31.988	48.168	26.929	1:47.085	259	6	29.386	43.996	39.176	1:52.558 P	261
5	34.150	42.291	26.839	1:43.280	260	7	2:21.193	41.157	26.162	3:28.512	
6	30.601	42.112	<b>26.433</b>	1:39.146	257	8	29.518	40.561	26.154	1:36.233	260
7	<b>30.171</b>	42.129	26.516	<b>1:38.816</b>	260	9	30.442	40.590	26.209	1:37.241	260
8	34.400	50.721	26.922	1:52.043	258	10	29.288	40.530	25.968	1:35.786	259
9	30.687	42.588	26.571	1:39.846	256	11	29.676	40.643	26.116	1:36.435	258
10	30.663	42.558	26.573	1:39.794	260	<b>26 Matt PRICE (WA) (18th)</b>					
11	30.449	<b>41.905</b>	26.511	1:38.865	259	1	1:26.043	43.227	26.748	2:36.018	
12	31.101	42.665	26.461	1:40.227	260	2	30.205	41.762	26.481	1:38.448	252
<b>14 Shane MAGGS (VIC) (24th)</b>						3	<b>29.711</b>	41.620	26.530	1:37.861	256
1	42.244	44.137	27.680	1:54.061		4	29.756	<b>41.388</b>	<b>26.252</b>	<b>1:37.396</b>	257
2	30.814	42.193	<b>26.732</b>	1:39.739	253	5	30.456	41.997	46.641	1:59.094 P	261
3	30.296	<b>41.674</b>	26.932	<b>1:38.902</b>	255	6	1:23.831	42.094	26.652	2:32.577	
4	30.215	41.994	26.853	1:39.062	253	7	29.732	41.516	26.565	1:37.813	253
5	31.042	43.569	27.589	1:42.200	258	8	30.151	41.562	26.584	1:38.297	250
6	30.690	42.201	27.101	1:39.992	253	9	30.064	41.636	26.696	1:38.396	255
7	30.123	42.228	27.207	1:39.558	255	10	30.116	41.730	26.420	1:38.266	254
8	<b>30.102</b>	41.888	27.092	1:39.082	253	11	33.062	43.981	45.464	2:02.507 P	254
9	30.230	42.045	27.096	1:39.371	252	<b>27 Nic LIMINTON (SA) (17th)</b>					
10	38.808	55.594	53.787	2:28.189 P	243	1	2:04.346	44.081	27.370	3:15.797	
<b>15 Rylee SIMONS (VIC) (27th)</b>						2	30.227	41.642	26.339	1:38.208	259
1	45.518	46.130	29.253	2:00.901		3	29.631	41.174	26.282	1:37.087	262
2	31.808	44.586	28.365	1:44.759	229	4	29.976	43.508	26.597	1:40.081	263
3	31.980	44.867	29.639	1:46.486	228	5	29.689	41.211	26.357	1:37.257	263

*Scott Laing*

Chief Time Keeper - Scott Laing

*Tom Williams*

Clerk of Course - Tom Williams



Computime Race Timing Systems Pty Ltd © 1996

Licensed to Computime Race Timing Systems

[www.computime.com.au](http://www.computime.com.au)

COMPUTIME RACE TIMING SYSTEMS PTY LTD

9 Timber Lane, Glen Waverley, Vic 3150. Ph : 0418 17 13 17

E-mail : [scott@computime.com.au](mailto:scott@computime.com.au)



**Round 3**  
**April 16 & 17**



**SUPERSPORT**  
**Qualifying 1**

Date: 16/04/16  
Event: Q03  
Weather: Fine & high cloud - 25.5C  
Track: Dry - Temp: 35.9C

Started at: 11:26:08  
Laps: 20 Min  
Starters: 27  
Printed at: 11:54

**PROVISIONAL SPLIT TIMES**

Lap	Split 1	Split 2	Split 3	Lap Time	Spd	Lap	Split 1	Split 2	Split 3	Lap Time	Spd
6	29.764	<b>40.995</b>	<b>26.107</b>	<b>1:36.866</b>	261	8	31.654	42.922	39.013	1:53.589 P	260
7	33.180	42.565	40.641	1:56.386 P	262	9				3:09.442 P	
8	3:12.521	43.669	26.604	4:22.794		<b>36 Sam CLARKE (WA) (5th)</b>					
9	<b>29.544</b>	41.294	26.302	1:37.140	260	1	3:07.976	43.375	27.097	4:18.448	
10	30.959	41.874	26.481	1:39.314	255	2	29.181	40.484	25.872	1:35.537	259
<b>28 Bernie RUSSELL (NSW) (26th)</b>						3	29.026	44.095	28.673	1:41.794	261
1	1:42.115	44.236	28.196	2:54.547		4	31.767	41.202	43.643	1:56.612 P	261
2	<b>30.766</b>	42.997	27.439	1:41.202	244	5	2:03.168	41.547	25.936	3:10.651	
3	30.898	42.821	27.464	1:41.183	244	6	<b>28.778</b>	40.546	27.125	1:36.449	259
4	30.776	45.593	27.810	1:44.179	246	7	31.107	49.532	26.056	1:46.695	257
5	30.909	43.105	27.297	1:41.311	246	8	28.923	51.565	26.219	1:46.707	260
6	31.083	43.444	<b>27.237</b>	1:41.764	245	9	29.042	54.724	29.134	1:52.900	256
7	30.977	42.630	27.593	1:41.200	245	10	28.853	<b>40.013</b>	<b>25.847</b>	<b>1:34.713</b>	258
8	31.133	48.936	27.354	1:47.423	244	<b>47 Giuseppe SCARCELLA (NSW) (7th)</b>					
9	30.793	<b>42.390</b>	27.514	<b>1:40.697</b>	245	1	1:08.608	42.498	26.818	2:17.924	
10	30.794	42.791	27.562	1:41.147	245	2	29.495	40.684	25.967	1:36.146	256
11	31.140	42.843	27.433	1:41.416	244	3	29.659	40.231	26.603	1:36.493	266
12	30.920	43.306	30.357	1:44.583	245	4	29.553	40.491	<b>25.733</b>	1:35.777	259
<b>29 Patrick LI (NSW) (20th)</b>						5	28.933	<b>40.112</b>	25.883	<b>1:34.928</b>	260
1	47.361	44.252	27.793	1:59.406		6	29.264	40.197	25.961	1:35.422	262
2	30.599	42.001	26.974	1:39.574	254	7	<b>28.906</b>	40.321	47.212	1:56.439 P	260
3	30.780	41.605	26.717	1:39.102	256	8	3:04.049	41.975	26.562	4:12.586	
4	30.108	<b>41.267</b>	26.582	1:37.957	256	9	29.303	40.461	25.891	1:35.655	257
5	30.060	41.708	<b>26.526</b>	1:38.294	256	10	29.115	40.254	25.863	1:35.232	258
6	30.927	41.454	26.759	1:39.140	257	<b>50 Callum SPRIGGS (QLD) (3rd)</b>					
7	29.877	41.341	26.726	<b>1:37.944</b>	254	1	1:45.657	41.702	26.857	2:54.216	
8	30.181	41.332	26.615	1:38.128	253	2	29.218	39.991	25.722	1:34.931	256
9	<b>29.807</b>	41.630	2:43.590	3:55.027 P	253	3	28.943	<b>39.777</b>	25.686	1:34.406	259
10				4:07.513 P		4	28.989	39.803	<b>25.613</b>	<b>1:34.405</b>	260
<b>30 Kane BURNS (NSW) (13th)</b>						5	<b>28.933</b>	42.653	44.844	1:56.430 P	263
1	1:11.541	40.990	26.262	2:18.793		6	2:25.325	43.456	26.819	3:35.600	
2	<b>29.067</b>	40.549	<b>25.724</b>	<b>1:35.340</b>	268	7	29.097	40.240	25.854	1:35.191	258
3	29.495	<b>40.034</b>	26.879	1:36.408	268	8	29.163	39.961	25.828	1:34.952	258
4	29.509	40.762	37.824	1:48.095 P	261	9	29.107	41.144	40.711	1:50.962 P	260
5	5:21.391	40.177	27.193	6:28.761		10				5:43.988 P	
6	29.303	42.511	26.543	1:38.357	259	<b>52 Michael KNIGHT (NSW) (14th)</b>					
7	29.486	41.280	26.701	1:37.467	261						

*Scott Laing*

Chief Time Keeper - Scott Laing

*Tom Williams*

Clerk of Course - Tom Williams



Computime Race Timing Systems Pty Ltd © 1996  
Licensed to Computime Race Timing Systems  
[www.computime.com.au](http://www.computime.com.au)

**COMPUTIME RACE TIMING SYSTEMS PTY LTD**  
9 Timber Lane, Glen Waverley, Vic 3150. Ph : 0418 17 13 17  
E-mail : [scott@computime.com.au](mailto:scott@computime.com.au)



2016



# AUSTRALIAN SUPERBIKE CHAMPIONSHIP

PRESENTED BY

## Sydney Motorsports Park



### Round 3 April 16 & 17



### SUPERSPORT Qualifying 1

Date: 16/04/16  
Event: Q03  
Weather: Fine & high cloud - 25.5C  
Track: Dry - Temp: 35.9C

Started at: 11:26:08  
Laps: 20 Min  
Starters: 27  
Printed at: 11:54

### PROVISIONAL SPLIT TIMES

Lap	Split 1	Split 2	Split 3	Lap Time	Spd	Lap	Split 1	Split 2	Split 3	Lap Time	Spd
1	41.258	43.035	26.658	1:50.951		4	29.567	41.470	26.309	1:37.346	260
2	29.809	41.000	26.076	1:36.885	254	5	29.325	41.233	26.432	1:36.990	259
3	29.345	40.717	26.091	1:36.153	259	6	29.483	41.049	26.429	1:36.961	257
4	29.367	40.708	26.040	1:36.115	259	7	29.540	41.179	26.528	1:37.247	256
5	<b>29.204</b>	<b>40.531</b>	<b>25.979</b>	<b>1:35.714</b>	259	8	29.260	41.897	47.852	1:59.009 P	257
6	29.549	41.561	26.760	1:37.870	261	9	1:19.046	44.053	26.222	2:29.321	
7	33.411	47.568	41.941	2:02.920 P	264	10	<b>28.919</b>	<b>40.974</b>	<b>26.143</b>	<b>1:36.036</b>	260
8	1:11.895	43.629	27.594	2:23.118		<b>68 Mitch LEVY (NSW) (4th)</b>					
9	29.575	41.757	28.238	1:39.570	260	1	54.145	41.773	26.380	2:02.298	
10	37.354	44.700	39.729	2:01.783 P	257	2	28.993	40.304	<b>25.809</b>	1:35.106	258
11	49.021	42.005	26.331	1:57.357		3	28.926	39.960	26.279	1:35.165	261
<b>58 Anthony QUINN (NSW) (19th)</b>						4	28.810	<b>39.932</b>	25.949	<b>1:34.691</b>	259
1	1:54.942	47.003	28.353	3:10.298		5	<b>28.799</b>	40.513	37.858	1:47.170 P	259
2	32.009	42.597	26.800	1:41.406	249	6	1:09.126	41.526	26.120	2:16.772	
3	30.211	41.328	26.543	1:38.082	253	7	28.917	40.154	26.150	1:35.221	255
4	30.076	41.300	26.673	1:38.049	254	8	29.721	41.041	37.149	1:47.911 P	256
5	30.053	41.607	26.565	1:38.225	256	<b>74 Cam RUSSELL (VIC) (21th)</b>					
6	30.167	48.312	51.423	2:09.902 P	255	1	36.652	48.079	26.910	1:51.641	
7	2:48.183	1:04.760	27.952	4:20.895		2	29.933	41.835	26.426	1:38.194	259
8	31.103	41.959	26.742	1:39.804	252	3	<b>29.826</b>	<b>41.721</b>	<b>26.400</b>	<b>1:37.947</b>	260
9	30.331	41.490	26.495	1:38.316	254	4	29.904	48.861	44.791	2:03.556 P	260
10	<b>29.979</b>	<b>41.242</b>	<b>26.484</b>	<b>1:37.705</b>	253	5	1:59.454	44.430	29.365	3:13.249	
<b>65 Troy GUENTHER (QLD) (2nd)</b>						6	31.357	42.465	26.627	1:40.449	259
1	2:15.904	43.141	27.030	3:26.075		7	32.324	46.646	44.364	2:03.334 P	259
2	29.058	39.957	25.711	1:34.726	261	8	3:00.365	45.415	26.677	4:12.457	
3	<b>28.606</b>	39.925	25.665	<b>1:34.196</b>	263	9	30.245	42.390	26.581	1:39.216	259
4	28.790	<b>39.910</b>	<b>25.645</b>	1:34.345	264	10	29.834	42.318	26.864	1:39.016	260
5	33.362	43.137	26.052	1:42.551	264	<b>77 Robbie MENZIES (QLD) (12th)</b>					
6	28.995	39.930	25.828	1:34.753	262	1	1:45.940	41.781	26.522	2:54.243	
7	31.587	42.370	38.035	1:51.992 P	262	2	29.619	40.132	25.766	1:35.517	259
8	1:41.279	44.064	26.062	2:51.405		3	29.601	40.421	<b>25.758</b>	1:35.780	263
9	28.892	41.004	26.209	1:36.105	262	4	29.134	<b>39.987</b>	26.157	<b>1:35.278</b>	262
10	28.718	46.739	26.732	1:42.189	263	5	<b>29.099</b>	40.574	25.981	1:35.654	261
<b>66 Hayden SPINKS (NSW) (15th)</b>						6	29.457	40.114	25.910	1:35.481	259
1	47.682	44.104	27.538	1:59.324		7	30.304	40.369	39.154	1:49.827 P	249
2	29.540	41.133	26.426	1:37.099	256	8	2:00.071	40.811	26.076	3:06.958	
3	29.886	41.106	26.360	1:37.352	258	9	29.350	40.253	25.837	1:35.440	260

Chief Time Keeper - Scott Laing

Clerk of Course - Tom Williams



Computime Race Timing Systems Pty Ltd © 1996

Licensed to Computime Race Timing Systems

[www.computime.com.au](http://www.computime.com.au)

**COMPUTIME RACE TIMING SYSTEMS PTY LTD**

9 Timber Lane, Glen Waverley, Vic 3150. Ph : 0418 17 13 17

E-mail : [scott@computime.com.au](mailto:scott@computime.com.au)





**Round 3**  
**April 16 & 17**



**SUPERSPORT**  
**Qualifying 1**

Started at: **11:26:08**  
Laps: **20 Min**  
Starters: **27**  
Printed at: **11:54**

Date: **16/04/16**  
Event: **Q03**  
Weather: **Fine & high cloud - 25.5C**  
Track: **Dry - Temp: 35.9C**

**PROVISIONAL SPLIT TIMES**

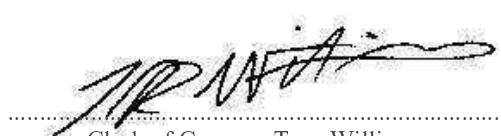
Lap	Split 1	Split 2	Split 3	Lap Time	Spd	Lap	Split 1	Split 2	Split 3	Lap Time	Spd
10	29.162	40.265	25.950	1:35.377	261	2	<b>30.727</b>	<b>41.912</b>	26.859	<b>1:39.498</b>	255
11	30.276	41.405	27.020	1:38.701	260	3	44.525	42.505	<b>26.779</b>	1:53.809	257
						4	30.773	41.971	27.025	1:39.769	258
<b>81 Cambridge OLIVIER (NSW) (1st)</b>						<b>92 Ted COLLINS (VIC) (16th)</b>					
1	1:20.796	42.257	26.367	2:29.420		1	57.881	42.722	28.876	2:09.479	
2	29.384	40.218	25.676	1:35.278	256	2	29.639	40.783	26.398	1:36.820	253
3	29.063	40.832	25.782	1:35.677	259	3	30.501	41.405	26.442	1:38.348	256
4	<b>28.788</b>	40.008	25.883	1:34.679	259	4	29.464	40.505	46.360	1:56.329 P	255
5	28.937	<b>39.680</b>	<b>25.559</b>	<b>1:34.176</b>	259	5	1:13.428	46.483	40.740	2:40.651	
6	28.875	40.095	25.801	1:34.771	259	6	29.603	<b>40.339</b>	26.486	1:36.428	254
7	32.631	44.359	44.791	2:01.781 P	257	7	<b>29.287</b>	40.466	26.361	<b>1:36.114</b>	253
<b>82 Chris QUINN (NSW) (6th)</b>						<b>96 Luke MITCHELL (NSW) (10th)</b>					
1	3:15.983	43.969	28.941	4:28.893		8	33.769	42.675	26.485	1:42.929	255
2	31.275	41.646	26.281	1:39.202	224	9	29.563	40.720	26.452	1:36.735	254
3	29.193	40.494	25.838	1:35.525	263	10	37.431	52.017	26.552	1:56.000	258
4	28.998	40.243	<b>25.751</b>	1:34.992	264	11	29.831	40.583	<b>26.307</b>	1:36.721	253
5	32.768	48.099	39.730	2:00.597 P	262	<b>322 Simon REES (NSW) (22th)</b>					
6	1:27.164	42.659	26.131	2:35.954		1	3:38.987	58.589	54.962	5:32.538 P	
7	29.073	40.483	26.004	1:35.560	260	2	8:56.241	42.911	26.728	10:05.880	
8	30.972	46.705	26.088	1:43.765	260	3	29.254	40.323	<b>25.885</b>	1:35.462	258
9	<b>28.986</b>	<b>40.135</b>	25.774	<b>1:34.895</b>	263	4	<b>29.013</b>	40.242	25.948	1:35.203	259
10	31.931	45.958	47.375	2:05.264 P	263	5	29.120	<b>40.102</b>	25.914	<b>1:35.136</b>	258
<b>84 Thomas BRYDEN (NSW) (8th)</b>						<b>322 Simon REES (NSW) (22th)</b>					
1	2:09.187	43.357	26.433	3:18.977		1	2:06.628	43.589	27.217	3:17.434	
2	29.612	41.190	25.922	1:36.724	263	2	30.539	42.242	26.748	1:39.529	254
3	29.158	40.316	34.863	1:44.337 P	264	3	30.440	41.804	26.896	1:39.140	257
4	54.306	40.780	25.853	2:00.939		4	<b>30.051</b>	41.556	26.632	<b>1:38.239</b>	258
5	28.990	<b>40.263</b>	<b>25.691</b>	<b>1:34.944</b>	264	5	30.285	42.063	26.778	1:39.126	257
6	<b>28.966</b>	40.606	39.797	1:49.369 P	264	6	30.369	<b>41.390</b>	26.730	1:38.489	257
7	3:31.222	41.273	26.401	4:38.896		7	30.444	42.244	27.086	1:39.774	254
8	29.006	40.346	25.756	1:35.108	262	8	30.151	41.765	<b>26.595</b>	1:38.511	255
9	29.494	43.702	38.597	1:51.793 P	263	9	32.309	47.718	44.149	2:04.176 P	255
<b>88 Harrison COX (QLD) (25th)</b>											
1	1:02.086	44.211	27.299	2:13.596							

\*\*\* Indicative qualifying time - 1:48.302 \*\*\*

The results are provisional until the end of the time limit for protests and appeals.



Chief Time Keeper - Scott Laing



Clerk of Course - Tom Williams



Computime Race Timing Systems Pty Ltd © 1996


Licensed to Computime Race Timing Systems

[www.computime.com.au](http://www.computime.com.au)

**COMPUTIME RACE TIMING SYSTEMS PTY LTD**

9 Timber Lane, Glen Waverley, Vic 3150. Ph : 0418 17 13 17

E-mail : [scott@computime.com.au](mailto:scott@computime.com.au)





**Round 3**  
**April 16 & 17**



**SUPERSPORT**  
**Qualifying 1**

Started at: 11:26:08  
 Laps: 20 Min  
 Starters: 27  
 Printed at: 11:54

Date: 16/04/16  
 Event: Q03  
 Weather: Fine & high cloud - 25.5C  
 Track: Dry - Temp: 35.9C

**PROVISIONAL FASTEST LAPS SEQUENCE**

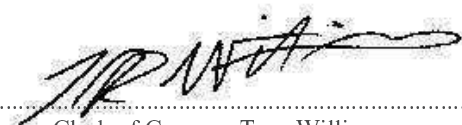
Race Time	No	Name	Machine	Fastest Lap	On Lap
3:27.836	52	Michael KNIGHT (NSW)	Yamaha YZF-R6	1:36.885	1
3:37.404	68	Mitch LEVY (NSW)	Yamaha YZF-R6	1:35.106	1
4:29.147	50	Callum SPRIGGS (QLD)	Kawasaki ZX6R	1:34.931	1
5:00.801	65	Troy GUENTHER (QLD)	Yamaha YZF-R6	1:34.726	1
6:03.553	50	Callum SPRIGGS (QLD)	Kawasaki ZX6R	1:34.406	2
6:34.997	65	Troy GUENTHER (QLD)	Yamaha YZF-R6	1:34.196	2
8:49.230	81	Cambridge OLIVIER (NSW)	Yamaha YZF-R6	1:34.176	4

\*\*\* Indicative qualifying time - 1:48.302 \*\*\*

The results are provisional until the end of the time limit for protests and appeals.



Chief Time Keeper - Scott Laing



Clerk of Course - Tom Williams



Computime Race Timing Systems Pty Ltd © 1996  
 Licensed to Computime Race Timing Systems  
[www.computime.com.au](http://www.computime.com.au)

**COMPUTIME RACE TIMING SYSTEMS PTY LTD**  
 9 Timber Lane, Glen Waverley, Vic 3150. Ph : 0418 17 13 17  
 E-mail : [scott@computime.com.au](mailto:scott@computime.com.au)





**2016****AUSTRALIAN SUPERBIKE CHAMPIONSHIP**

PRESENTED BY

**Sydney Motorsports Park****Round 3  
April 16 & 17****SUPERSPORT  
Qualifying 1**Date: 16/04/16  
Event: Q03  
Weather: Fine & high cloud - 25.5C  
Track: Dry - Temp: 35.9CStarted at: 11:26:08  
Laps: 20 Min  
Starters: 27  
Printed at: 11:55**PROVISIONAL BEST PARTIAL TIMES**

Pos	Split 1		Split 2		Split 3		LAP		Ideal	Fastest
	Name	Time	Name	Time	Name	Time	Name	Time		
1	T. GUENTHER	28.606	C. OLIVIER	39.680	C. OLIVIER	25.559	T. GUENTHER	1:34.019	1:34.196	
2	S. CLARKE	28.778	T. GUENTHER	39.768	C. SPRIGGS	25.613	C. OLIVIER	1:34.027	1:34.176	
3	C. OLIVIER	28.788	C. SPRIGGS	39.777	T. GUENTHER	25.645	C. SPRIGGS	1:34.323	1:34.405	
4	M. LEVY	28.799	M. LEVY	39.932	T. BRYDEN	25.691	M. LEVY	1:34.540	1:34.691	
5	G. SCARCELLA	28.822	R. MENZIES	39.987	K. BURNS	25.724	S. CLARKE	1:34.638	1:34.713	
6	H. SPINKS	28.919	S. CLARKE	40.013	G. SCARCELLA	25.733	G. SCARCELL	1:34.667	1:34.928	
7	C. SPRIGGS	28.933	K. BURNS	40.034	C. QUINN	25.751	K. BURNS	1:34.825	1:35.340	
8	M. CHIODO	28.948	L. MITCHELL	40.102	R. MENZIES	25.758	R. MENZIES	1:34.844	1:35.278	
9	T. BRYDEN	28.966	G. SCARCELLA	40.112	B. BLYTH	25.790	C. QUINN	1:34.872	1:34.895	
10	C. QUINN	28.986	C. QUINN	40.135	M. LEVY	25.809	T. BRYDEN	1:34.920	1:34.944	
11	L. MITCHELL	29.013	B. BLYTH	40.141	M. CHIODO	25.809	L. MITCHELL	1:35.000	1:35.136	
12	K. BURNS	29.067	T. BRYDEN	40.263	S. CLARKE	25.847	B. BLYTH	1:35.010	1:35.042	
13	B. BLYTH	29.079	M. CHIODO	40.303	L. MITCHELL	25.885	M. CHIODO	1:35.060	1:35.241	
14	R. MENZIES	29.099	T. COLLINS	40.339	M. KNIGHT	25.979	M. KNIGHT	1:35.714	1:35.714	
15	M. KNIGHT	29.204	M. KNIGHT	40.531	N. LIMINTON	26.107	T. COLLINS	1:35.933	1:36.114	
16	T. COLLINS	29.287	H. SPINKS	40.974	H. SPINKS	26.143	H. SPINKS	1:36.036	1:36.036	
17	N. LIMINTON	29.544	N. LIMINTON	40.995	M. PRICE	26.252	N. LIMINTON	1:36.646	1:36.866	
18	M. PRICE	29.711	A. QUINN	41.242	T. COLLINS	26.307	M. PRICE	1:37.351	1:37.396	
19	P. LI	29.807	P. LI	41.267	C. RUSSELL	26.400	P. LI	1:37.600	1:37.944	
20	C. RUSSELL	29.826	M. PRICE	41.388	B. WHITE	26.433	A. QUINN	1:37.705	1:37.705	
21	A. QUINN	29.979	S. REES	41.390	A. QUINN	26.484	C. RUSSELL	1:37.947	1:37.947	
22	S. REES	30.051	S. MAGGS	41.674	P. LI	26.526	S. REES	1:38.036	1:38.239	
23	S. MAGGS	30.102	C. RUSSELL	41.721	S. REES	26.595	S. MAGGS	1:38.508	1:38.902	
24	B. WHITE	30.171	B. WHITE	41.905	S. MAGGS	26.732	B. WHITE	1:38.509	1:38.816	
25	H. COX	30.727	H. COX	41.912	H. COX	26.779	H. COX	1:39.418	1:39.498	
26	B. RUSSELL	30.766	B. RUSSELL	42.390	B. RUSSELL	27.237	B. RUSSELL	1:40.393	1:40.697	
27	R. SIMONS	31.320	R. SIMONS	43.150	R. SIMONS	27.958	R. SIMONS	1:42.428	1:43.049	

\*\*\* Indicative qualifying time - 1:48.302 \*\*\*

The results are provisional until the end of the time limit for protests and appeals.

Chief Time Keeper - Scott Laing

Clerk of Course - Tom Williams



Computime Race Timing Systems Pty Ltd © 1996

Licensed to Computime Race Timing Systems

[www.computime.com.au](http://www.computime.com.au)**COMPUTIME RACE TIMING SYSTEMS PTY LTD**

9 Timber Lane, Glen Waverley, Vic 3150. Ph : 0418 17 13 17

E-mail : [scott@computime.com.au](mailto:scott@computime.com.au)